




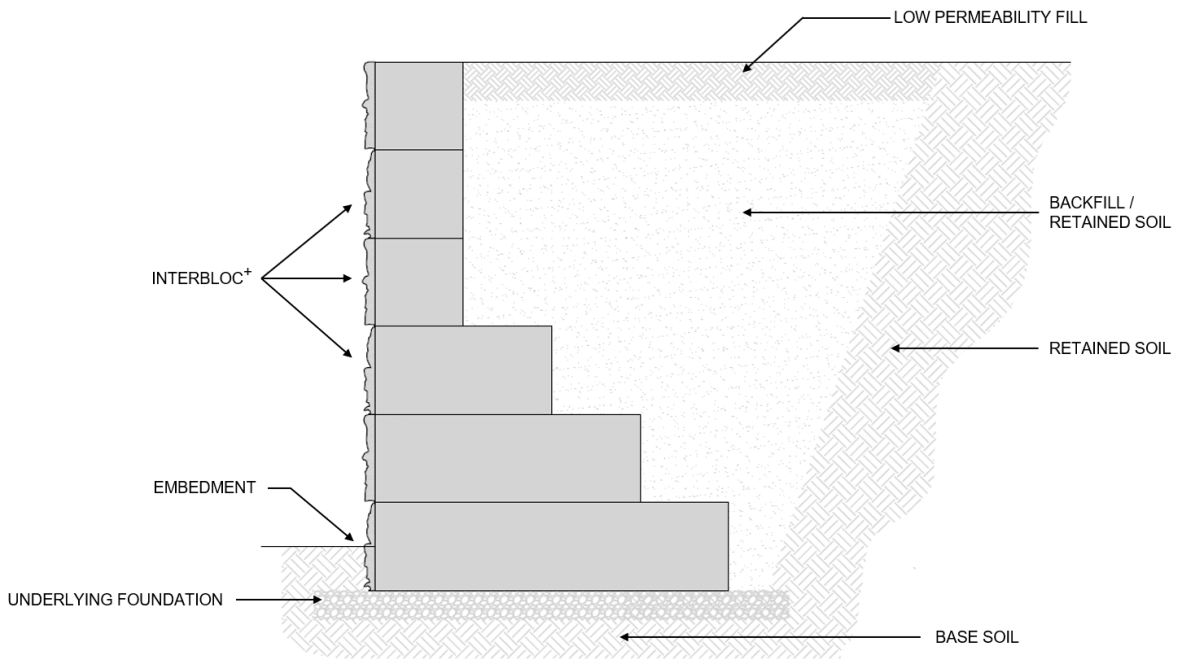
# INTERBLOC+

## GRAVITY WALL ESTIMATION CHARTS

ISSUE NUMBER: 01  
REVISION DATE: NOVEMBER 2025

GRAVITY VALUES FOR INTERBLOC+  
UNITS TO SUPPORT ACCURATE LIFTING,  
TRANSPORT, AND INSTALLATION

# GRAVITY RETAINING WALL CHARTS



**Note:** Follow all installation guidelines as outlined in the official Interbloc+ / Envirocon Installation Manual. Ensure all local codes, regulations, and site-specific requirements are adhered to at all times.

The information provided in this document is intended solely as preliminary guidance to assist in planning and designing an Interbloc+ wall system. These details must not be used as final design or construction documentation. Every wall structure - regardless of size or complexity - must be

reviewed, certified, and signed off by a registered geotechnical or structural engineer licensed in the region where the structure is being built. The accuracy and application of the details contained in this document are the sole responsibility of the user.

A full global stability analysis and any required site-specific engineering have not been performed as part of this preliminary information. Final engineering assessment is mandatory before construction begins.

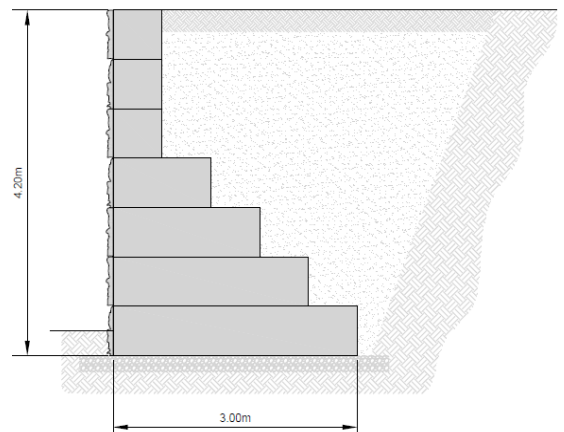
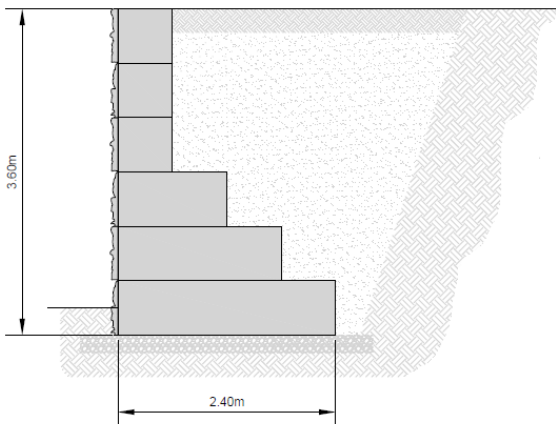
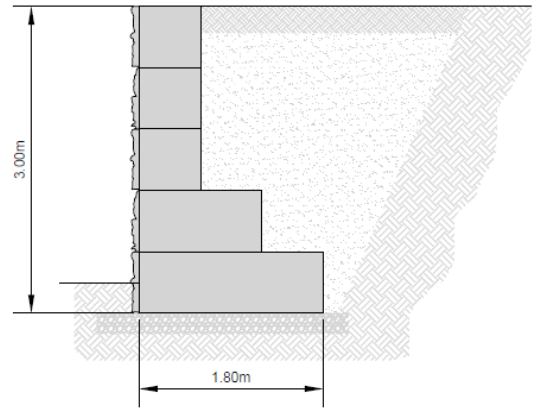
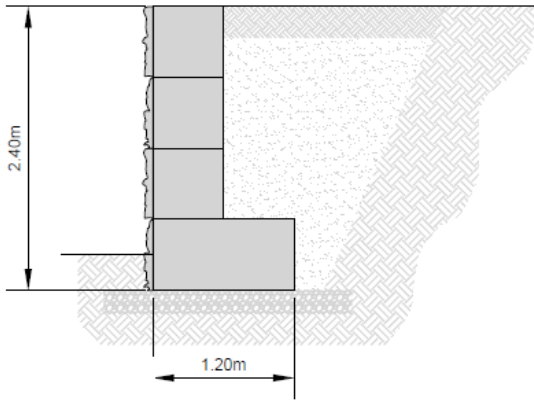
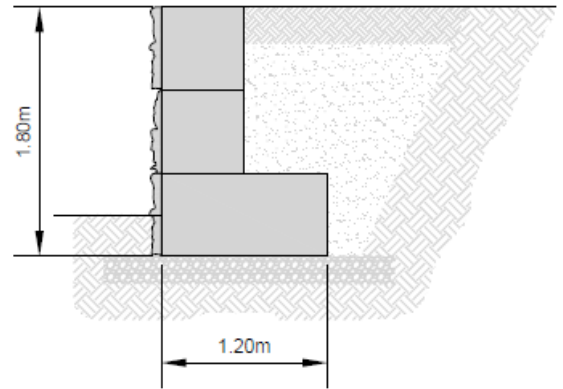


FOR MORE INFORMATION GO TO  
[HTTPS://HELP.ENVIROCON.CO.NZ/](https://help.envirocon.co.nz/)

Q:  
HOW DO I INSTALL INTERBLOC?

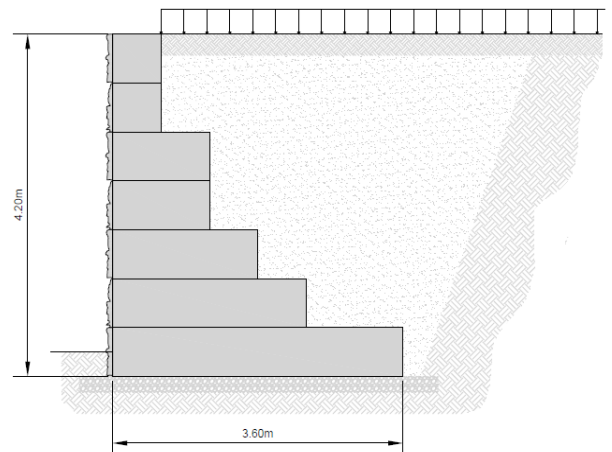
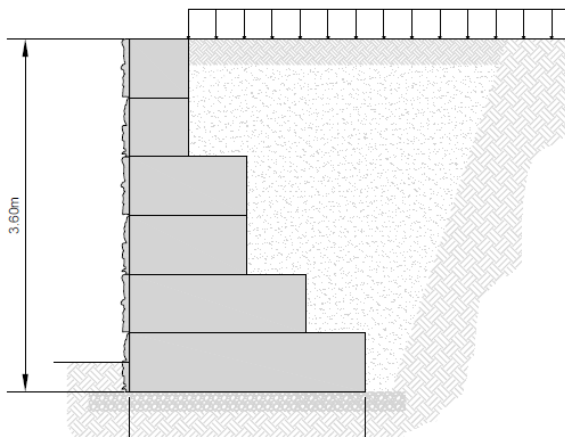
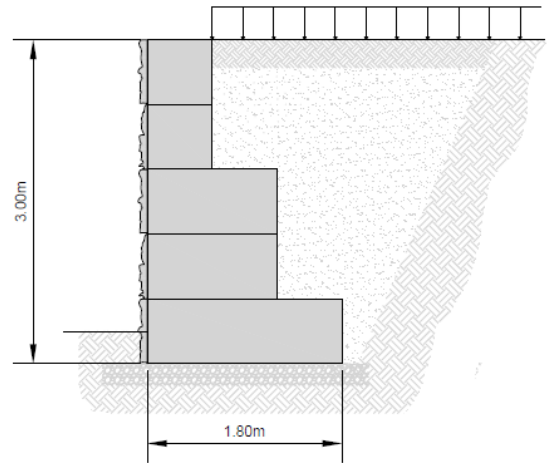
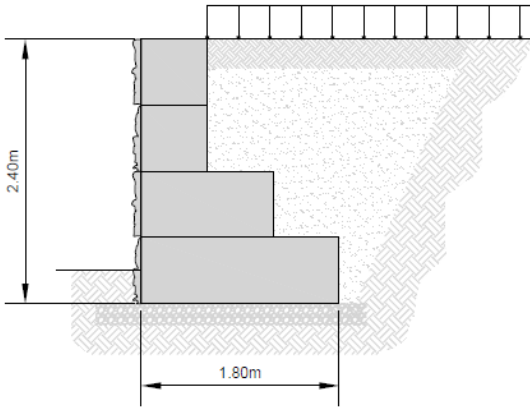
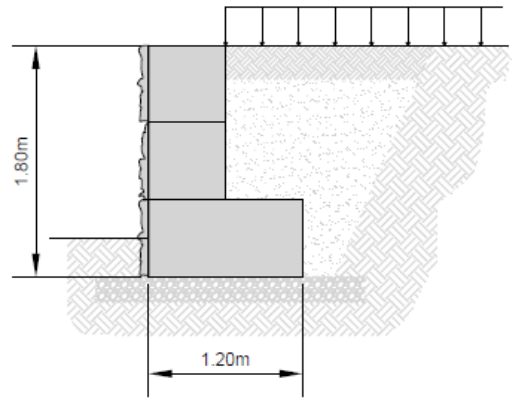
# NO LOAD GRAVITY WALL CHARTS

<b>BACKSLOPE ANGLE</b>	<b>0°</b>
<b>SURCHARGE</b>	<b>0kPa</b>
<b>RETAINED SOIL</b>	<b>30°</b>
<b>LEVELING PAD</b>	<b>CRUSHED GRAVEL</b>



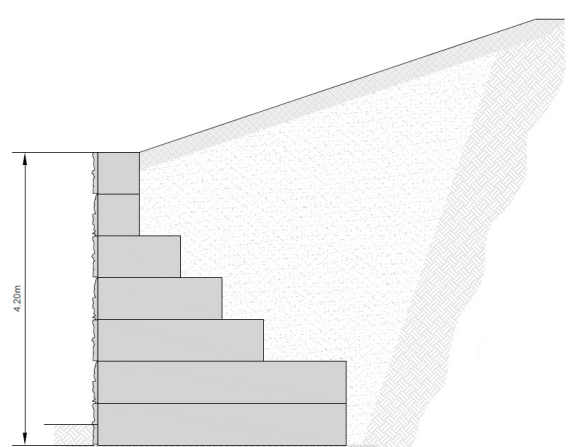
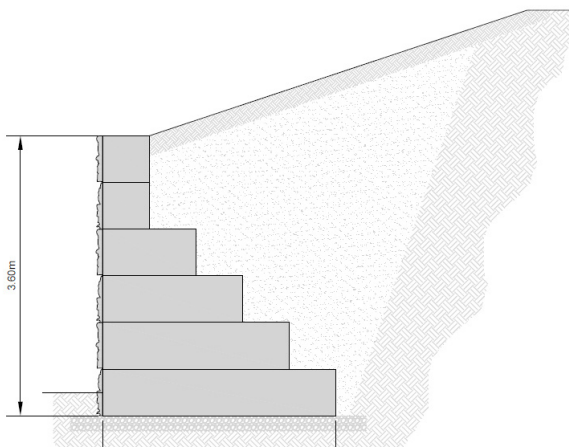
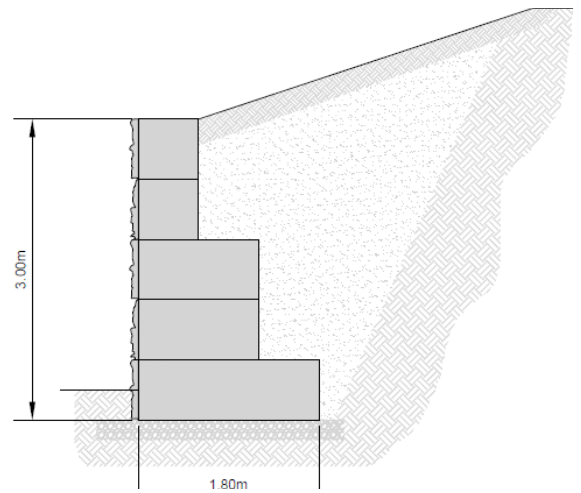
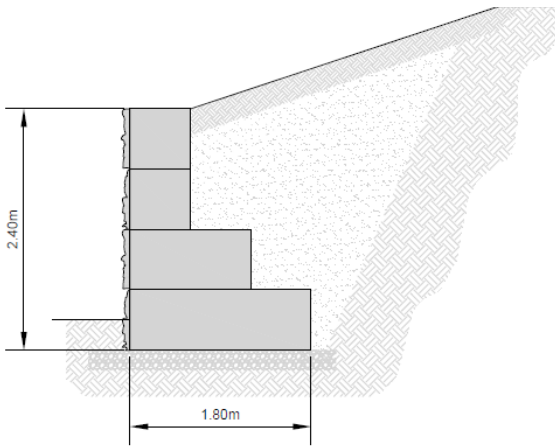
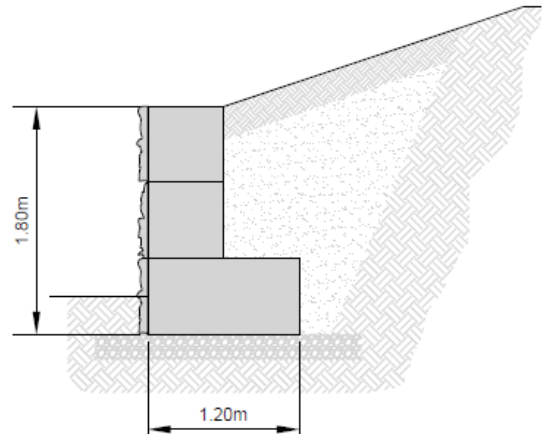
# SURCHARGE | 12 KPA GRAVITY WALL CHARTS

<b>BACKSLOPE ANGLE</b>	<b>0°</b>
<b>SURCHARGE</b>	<b>12 kPa</b>
<b>RETAINED SOIL</b>	<b>30°</b>
<b>FOUNDATION SOIL</b>	<b>30°</b>
<b>LEVELING PAD</b>	<b>CRUSHED GRAVEL</b>



# BACKSLOPE | 1V:3H GRAVITY WALL CHARTS

<b>BACKSLOPE ANGLE</b>	<b>18.4° 1V:3H</b>
<b>SURCHARGE</b>	<b>0 kPa</b>
<b>RETAINED SOIL</b>	<b>30°</b>
<b>FOUNDATION SOIL</b>	<b>30°</b>
<b>LEVELING PAD</b>	<b>CRUSHED GRAVEL</b>



**ENVIROCON**  
CAPTURING CONCRETE EXCESS

+64 0800 468 375  
[www.envirocon.co.nz](http://www.envirocon.co.nz)

At Envirocon, we lead the way in sustainable construction with our innovative precast concrete block system, designed to support the circular economy by transforming surplus concrete into durable, reusable building solutions.

As the country's first accredited construction product stewardship scheme, we create ultra-low embodied carbon products that can be reused, recycled, or repurposed at the end of their life, and our buyback guarantee keeps concrete in circulation and out of landfills.